

**Paper cards**  
**Technical specifications**

APRIL 2008 – Rev 1.0

© 2008 Evolis Card Printer. Users must comply with any copyright law applicable in their country. This manual must not be photocopied, translated, reproduced or transmitted in whole or in part for any reason and means that might be, albeit electronic or mechanical, without the express and written permission of Evolis Card Printer.

# CONTENTS

<b>Introduction</b>	<b>3</b>
<b>Ticket/Card Specifications</b>	<b>3</b>
▪ 2.1 Scope	3
▪ 2.2 Card mechanical features	3
▪ 2.3 Features to avoid	4
▪ 2.4 Packing and storage conditions	4
▪ 2.5 Printing	4
▪ 2.6 Revelation temperature	5
▪ 2.7 Printing Speed	5
<b>APPENDIX 1. Benchmark of ISO 7810 and 15457 standards</b>	<b>6</b>

# Introduction

The goal of this document is to specify the characteristics and features of the card paper to be used with the Evolis Tattoo printers.

## Card/ticket specifications

### 2.1. Scope

All stated characteristics are applicable for a temperature of 23°C (73° F) and relative humidity of 50%.

Note that the ISO specifications are of 23°C (73° F) +3°C (38° F) with 40 to 60% humidity.

### 2.2. Card Mechanical characteristics

Format ISO 7810: 85.6 x 53.98 mm (3.37" x 2.125")

Shaping: rounded corners. Radius of 2.88 to 3.48 mm (114 to 137 mil)

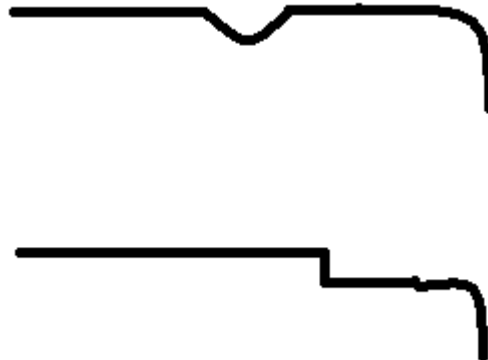
#### Version 1

Length	85.6 ± 0.12 mm (3.37" ± 4.7 mil)
Width	53.98 ± 0.06 mm (2.125" ± 2 mil)
Deviation of Edges	± 0.05 mm (± 2 mil)
Thickness	(300 ± 30) µm to (600 ± 30) µm

#### Version 3

Length	85.6 +1.0/-0.3 mm (3.37" + 39/-11.8 mil)
Width	53.98 ± 0.2 mm (2.125" ± 7.9 mil)
Deviation of Edges	± 0.05 mm (± 2 mil)
Thickness	(415 ± 165) µm

To avoid synchronization issues with cards in the printer, the following card profiles must not be used (upper edge of the card, maximum height of 1 mm/39.3 mil).



**Local thickness**

We accept local extra thickness of +10% maximum compared to the average thickness of the card (card with antenna).

**Flatness  $\leq 1\text{mm}$** 

Maximum perpendicular distance between the point on the concave part and the surface defined from the three corners of the card.

**Twist  $\leq 0.5\text{ mm}$** 

Maximum perpendicular distance between a corner of the card and the surface defined from the three other corners of the card.

**Rectilinear  $\leq 0.5\text{ mm}$** 

Maximum perpendicular distance from a point located on an edge of the card and a straight line drawn between the adjacent corners.

**2.3. Features to avoid**

The following characteristics should be avoided to improve the print quality.

- Splice or visible joint.
- Dusty card.
- Fragments of cut cards.
- Fold on the surface of the card.
- Tear.
- Uneven surface.

**2.4. Packing and storage conditions**

Packing needs to be free from pollution or residual dust from cutting the cards. We recommend packing cards **in a plastic film** in batches of 100.

To avoid any corruption during storage and to reduce the impact of humidity variation, we recommend the following:

- Keep cards in their package until they are actually used.
- Store the card package as per the Top/Bottom indication on it.

Evolis recommends storage of cards at an average temperature of 20°C (68 °F) with maximum relative humidity of 50%. Whenever possible, cards should be stored in a dark place protected from light. Damp and hot storage conditions must be avoided.

Recommended storage conditions: 35°C (95 °F) and 85 % relative humidity maximum.

**2.5. Printing**

The coating on the print surface should be compatible with thermal transfer or direct thermal technology. The printing quality on a special coating should be approved by Evolis first.

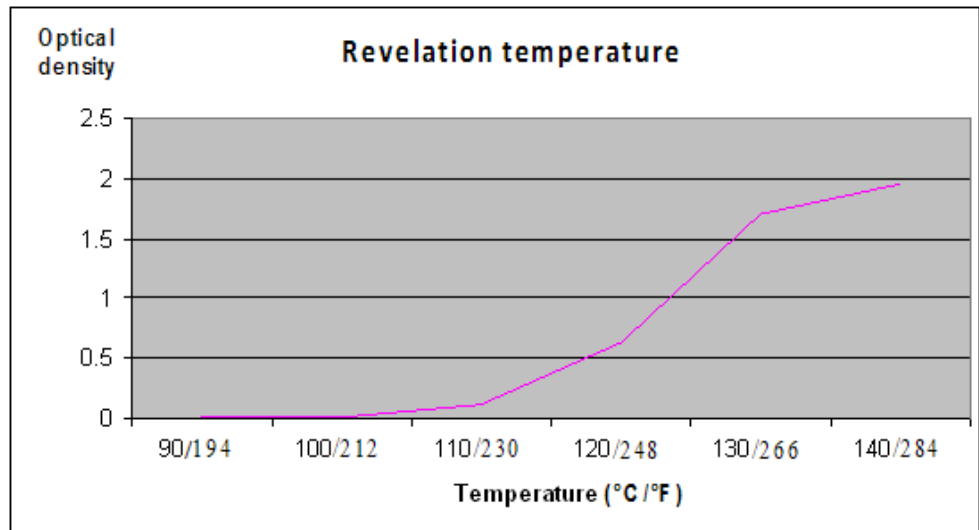
## 2.6. Revelation temperature

Tests carried out on top-coated paper ticket.



Protection paper on the front and the back.  
Good protection against moisture and chemicals.  
Good resilience to scratches.

Card thickness 340  $\mu\text{m}$  +/- 30.



The average operating temperature of the thermal head for direct thermal printing is 135 °C (275 °F) at a speed of 24 mm/s (0.95"/second), with an ambient temperature of 25 °C (77°F).

These temperatures vary by  $\pm 20\%$ , from 108°C (226°F) for minimum printing contrast to 162°C (324 °F) for maximum printing contrast.

## 2.7. Printing speed

20 mm/s (0.79"/s) < Card speed during printing < 40 mm/s (1.58"/s)

The energy applied to the print head is automatically regulated according to the card transport speed.

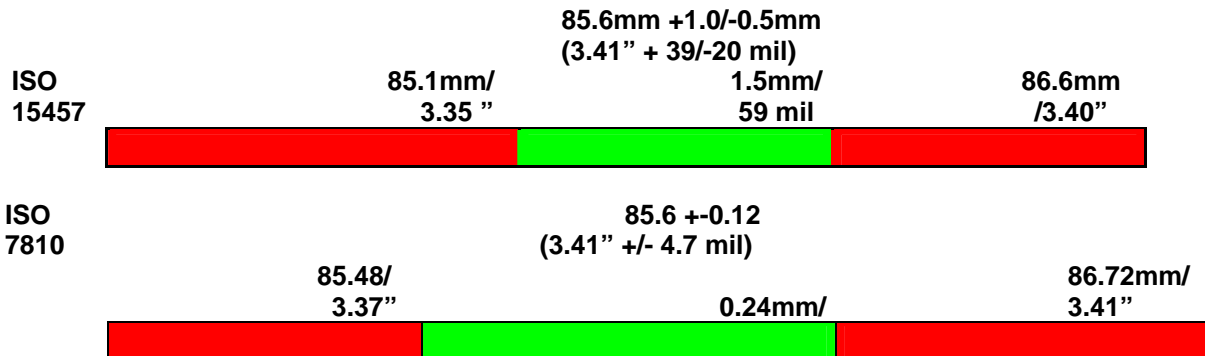
The density is constant irrespective of the printing speed.

# APPENDIX 1

## Benchmark of the ISO 7810 vs. the ISO 15457 standards

### Width


---



The printing offset is as stated by the ISO 7810 standard.  
Printing will not be centered on the X-axis if the cards used are not compliant with specifications.

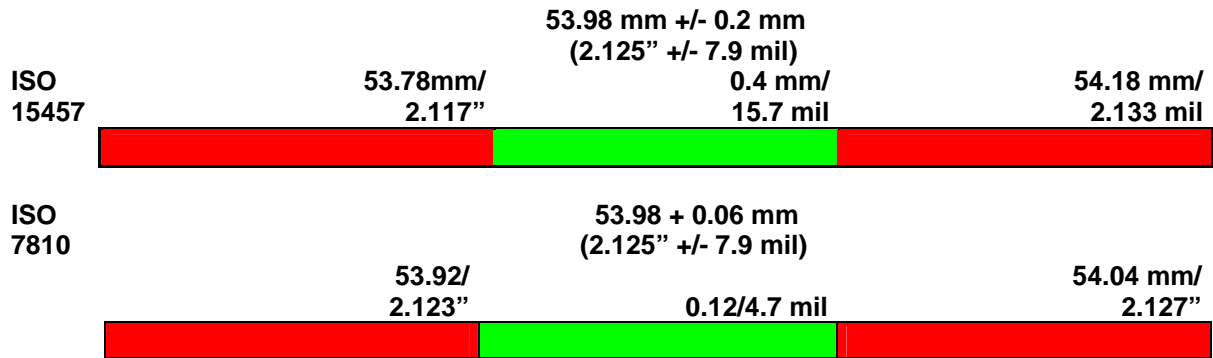
### Example

Print area is shifted on a longer card.



## Height

---

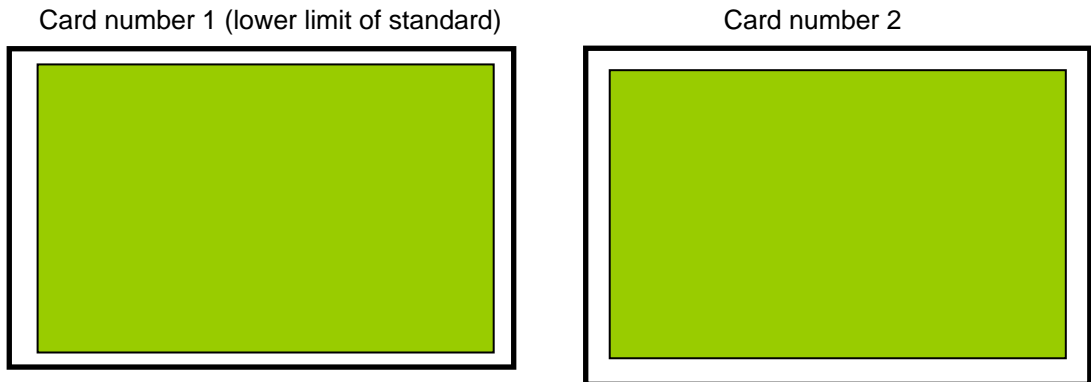


The printing offset is as per ISO 7810.

Printing cannot be centered on the Y-axis if the cards used are not compliant with specifications.

## Example

Print area has shifted in those two cards printed one after another.



## Thickness

---





**evolIS**  
www.evolis.com

Evolis Card Printer  
14, avenue de la Fontaine  
Z.I. Angers Beaucouzé  
F-49070 BEAUCOUZE  
T +33(0) 241 367 606  
F +33(0) 241 367 612  
[info@evolis.com](mailto:info@evolis.com)